

22-23 Climate Survey for Students

Survey Results

Travis Elementary

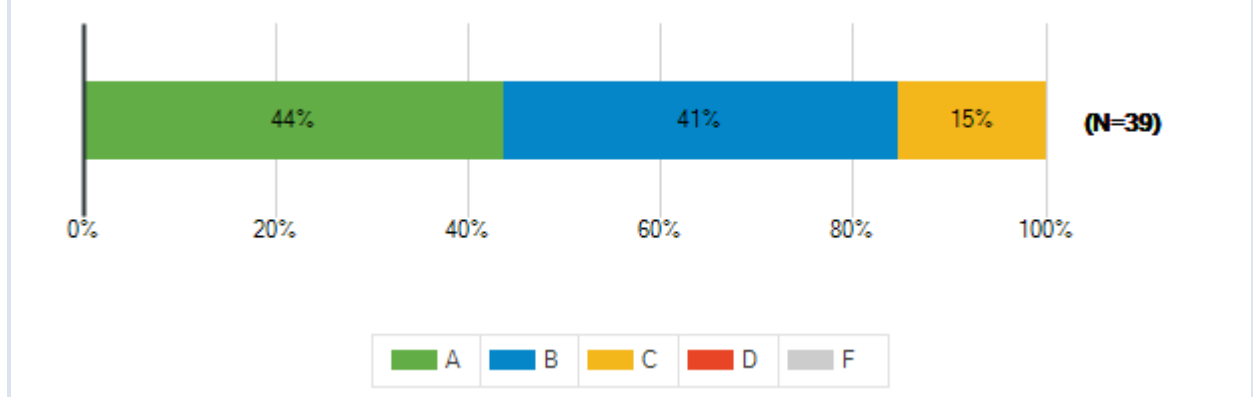
Lamar Consolidated ISD
February 1 - March 21, 2023

LAMARCISD
A PROUD TRADITION | A BRIGHT FUTURE

Lamar Consolidated ISD
22-23 Climate Survey for Students

Students receive grades of A, B, C, D or F to report the quality of their work. What grade would you give the overall quality of the education at your school? On this scale, A represents outstanding, C is average and F is failing.

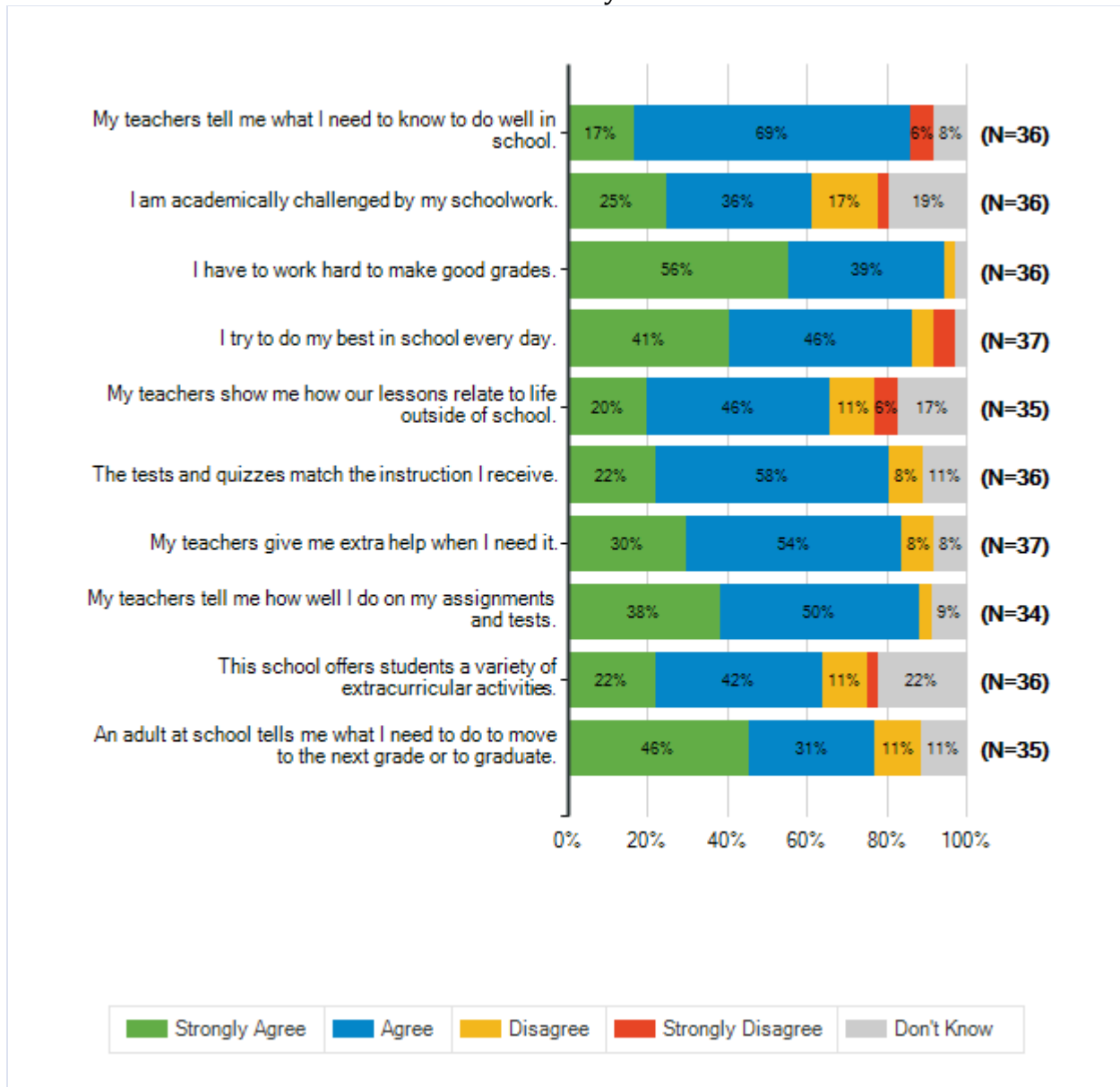
| Responses | Count | % |
|------------------------|-----------|-----|
| A | 17 | 44% |
| B | 16 | 41% |
| C | 6 | 15% |
| D | 0 | 0% |
| F | 0 | 0% |
| Total Responses | 39 | |



Lamar Consolidated ISD
22-23 Climate Survey for Students

| | | | | | | | |
|--|---|----------------|-------|----------|-------------------|------------|-----------------|
| How strongly do you agree or disagree with each of the following statements? | | | | | | | |
| | | Strongly Agree | Agree | Disagree | Strongly Disagree | Don't Know | Total Responses |
| (a) | My teachers tell me what I need to know to do well in school. | 6 | 25 | 0 | 2 | 3 | 36 |
| | | 17% | 69% | 0% | 6% | 8% | |
| (b) | I am academically challenged by my schoolwork. | 9 | 13 | 6 | 1 | 7 | 36 |
| | | 25% | 36% | 17% | 3% | 19% | |
| (c) | I have to work hard to make good grades. | 20 | 14 | 1 | 0 | 1 | 36 |
| | | 56% | 39% | 3% | 0% | 3% | |
| (d) | I try to do my best in school every day. | 15 | 17 | 2 | 2 | 1 | 37 |
| | | 41% | 46% | 5% | 5% | 3% | |
| (e) | My teachers show me how our lessons relate to life outside of school. | 7 | 16 | 4 | 2 | 6 | 35 |
| | | 20% | 46% | 11% | 6% | 17% | |
| (f) | The tests and quizzes match the instruction I receive. | 8 | 21 | 3 | 0 | 4 | 36 |
| | | 22% | 58% | 8% | 0% | 11% | |
| (g) | My teachers give me extra help when I need it. | 11 | 20 | 3 | 0 | 3 | 37 |
| | | 30% | 54% | 8% | 0% | 8% | |
| (h) | My teachers tell me how well I do on my assignments and tests. | 13 | 17 | 1 | 0 | 3 | 34 |
| | | 38% | 50% | 3% | 0% | 9% | |
| (i) | This school offers students a variety of extracurricular activities. | 8 | 15 | 4 | 1 | 8 | 36 |
| | | 22% | 42% | 11% | 3% | 22% | |
| (j) | An adult at school tells me what I need to do to move to the next grade or to graduate. | 16 | 11 | 4 | 0 | 4 | 35 |
| | | 46% | 31% | 11% | 0% | 11% | |

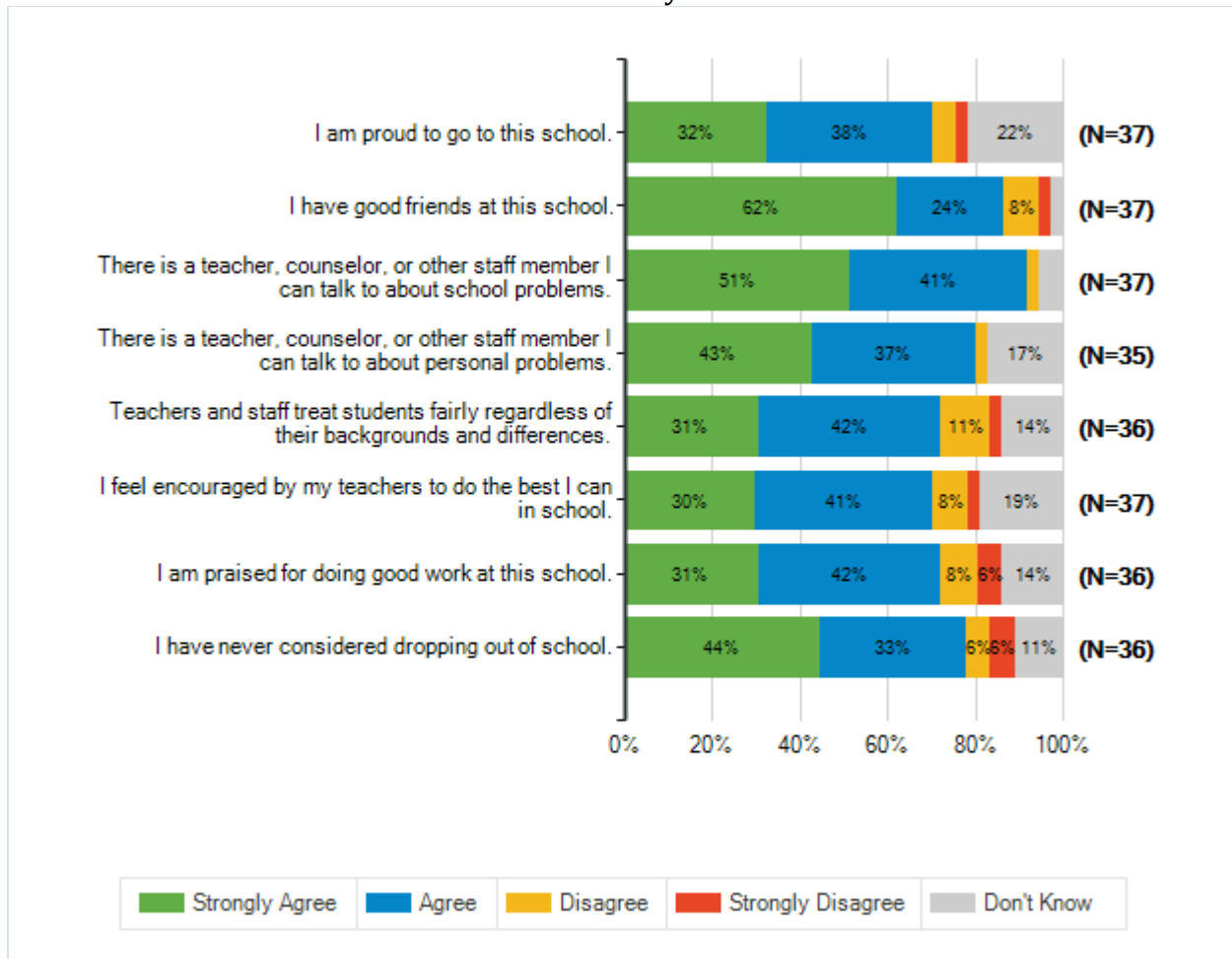
Lamar Consolidated ISD
22-23 Climate Survey for Students



Lamar Consolidated ISD
22-23 Climate Survey for Students

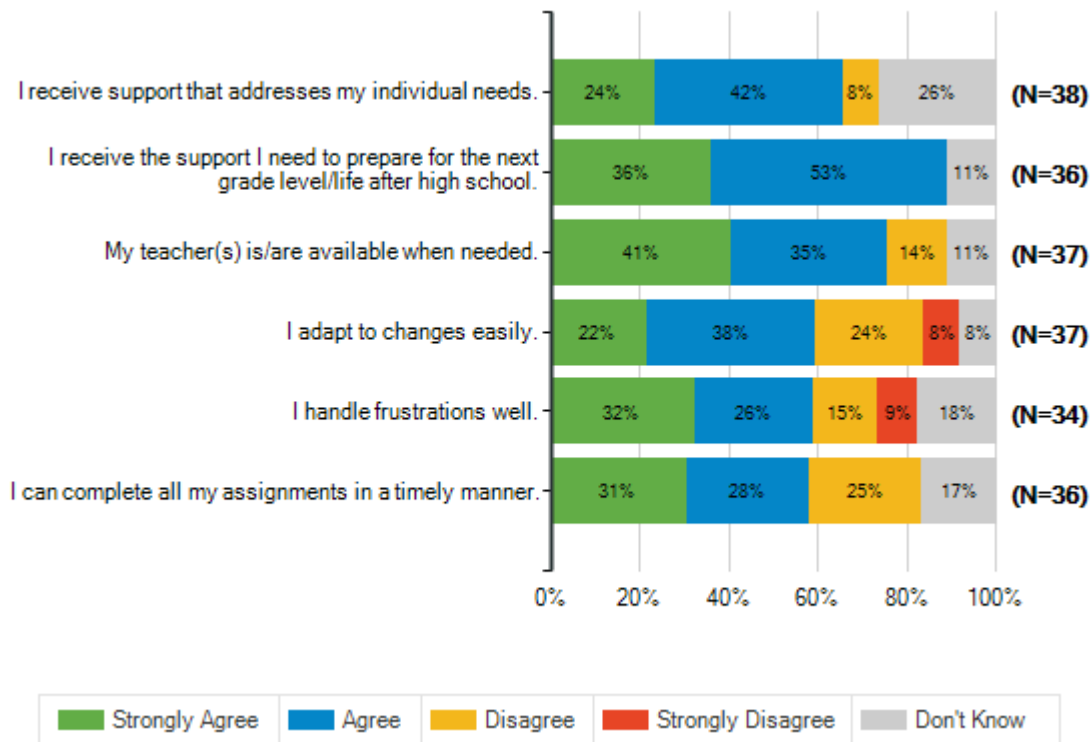
| | | | | | | | |
|--|---|----------------|-------|----------|-------------------|------------|-----------------|
| How strongly do you agree or disagree with each of the following statements? | | | | | | | |
| | | Strongly Agree | Agree | Disagree | Strongly Disagree | Don't Know | Total Responses |
| (a) | I am proud to go to this school. | 12 | 14 | 2 | 1 | 8 | 37 |
| | | 32% | 38% | 5% | 3% | 22% | |
| (b) | I have good friends at this school. | 23 | 9 | 3 | 1 | 1 | 37 |
| | | 62% | 24% | 8% | 3% | 3% | |
| (c) | There is a teacher, counselor, or other staff member I can talk to about school problems. | 19 | 15 | 1 | 0 | 2 | 37 |
| | | 51% | 41% | 3% | 0% | 5% | |
| (d) | There is a teacher, counselor, or other staff member I can talk to about personal problems. | 15 | 13 | 1 | 0 | 6 | 35 |
| | | 43% | 37% | 3% | 0% | 17% | |
| (e) | Teachers and staff treat students fairly regardless of their backgrounds and differences. | 11 | 15 | 4 | 1 | 5 | 36 |
| | | 31% | 42% | 11% | 3% | 14% | |
| (f) | I feel encouraged by my teachers to do the best I can in school. | 11 | 15 | 3 | 1 | 7 | 37 |
| | | 30% | 41% | 8% | 3% | 19% | |
| (g) | I am praised for doing good work at this school. | 11 | 15 | 3 | 2 | 5 | 36 |
| | | 31% | 42% | 8% | 6% | 14% | |
| (h) | I have never considered dropping out of school. | 16 | 12 | 2 | 2 | 4 | 36 |
| | | 44% | 33% | 6% | 6% | 11% | |

Lamar Consolidated ISD
22-23 Climate Survey for Students



Lamar Consolidated ISD
22-23 Climate Survey for Students

| How strongly do you agree or disagree with each of the following statements? | | | | | | |
|--|----------------|-----------|----------|-------------------|------------|-----------------|
| | Strongly Agree | Agree | Disagree | Strongly Disagree | Don't Know | Total Responses |
| (a) I receive support that addresses my individual needs. | 9 24% | 16 42% | 3 8% | 0 0% | 10 26% | 38 |
| (b) I receive the support I need to prepare for the next grade level/life after high school. | 13 36% | 19 53% | 0 0% | 0 0% | 4 11% | 36 |
| (c) My teacher(s) is/are available when needed. | 15 41% | 13 35% | 5 14% | 0 0% | 4 11% | 37 |
| (d) I adapt to changes easily. | 8 22% | 14 38% | 9 24% | 3 8% | 3 8% | 37 |
| (e) I handle frustrations well. | 11 32% | 9 26% | 5 15% | 3 9% | 6 18% | 34 |
| (f) I can complete all my assignments in a timely manner. | 11 31% | 10 28% | 9 25% | 0 0% | 6 17% | 36 |

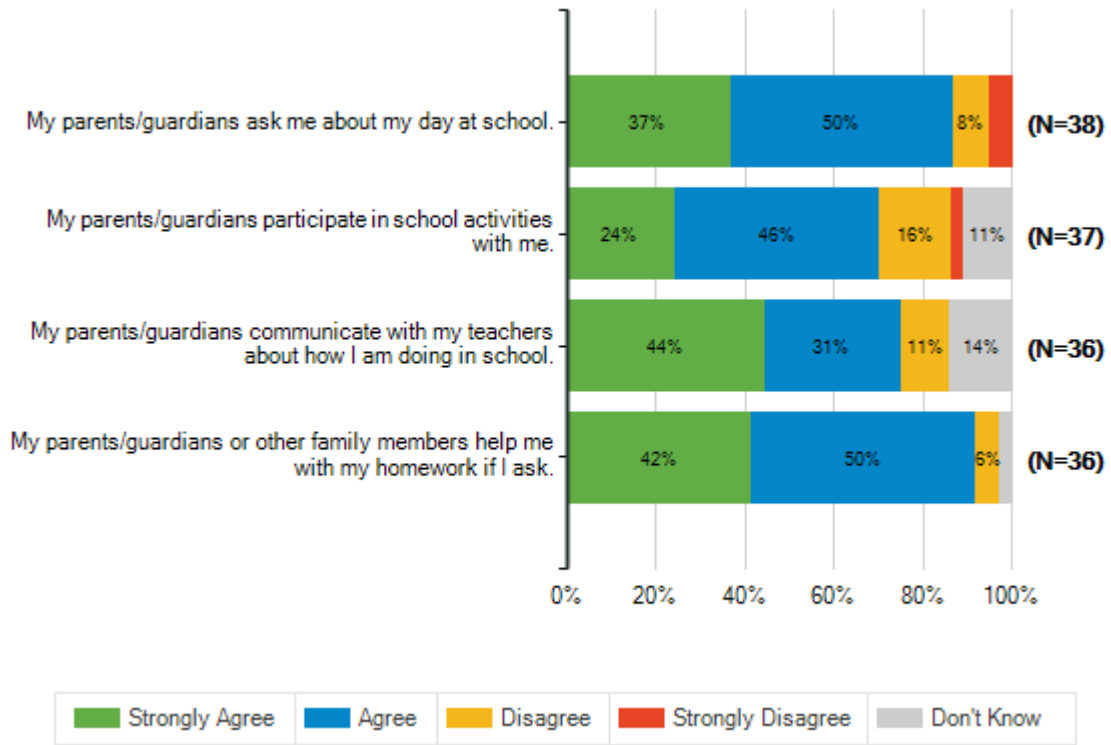


Lamar Consolidated ISD
22-23 Climate Survey for Students

| &nbsp; | | | | | | | |
|---|---|-----------------------|--------------|-----------------|--------------------------|-------------------|------------------------|
| How strongly do you agree or disagree with each of the following statements? | | | | | | | |
| | | Strongly Agree | Agree | Disagree | Strongly Disagree | Don't Know | Total Responses |
| (a) | A principal, teacher, guidance counselor, or college & career facilitator has given me advice on how to apply for scholarships. | 0 | 0 | 0 | 0 | 0 | 0 |
| | | 0% | 0% | 0% | 0% | 0% | |
| (b) | A principal, teacher, guidance counselor, or college & career facilitator has given me advice on how to get into college or workforce development programs. | 0 | 0 | 0 | 0 | 0 | 0 |
| | | 0% | 0% | 0% | 0% | 0% | |
| (c) | A principal, teacher, guidance counselor, or college & career facilitator has explored post-high school career and education paths with me. | 0 | 0 | 0 | 0 | 0 | 0 |
| | | 0% | 0% | 0% | 0% | 0% | |
| There were no responses to this question. | | | | | | | |

Lamar Consolidated ISD
22-23 Climate Survey for Students

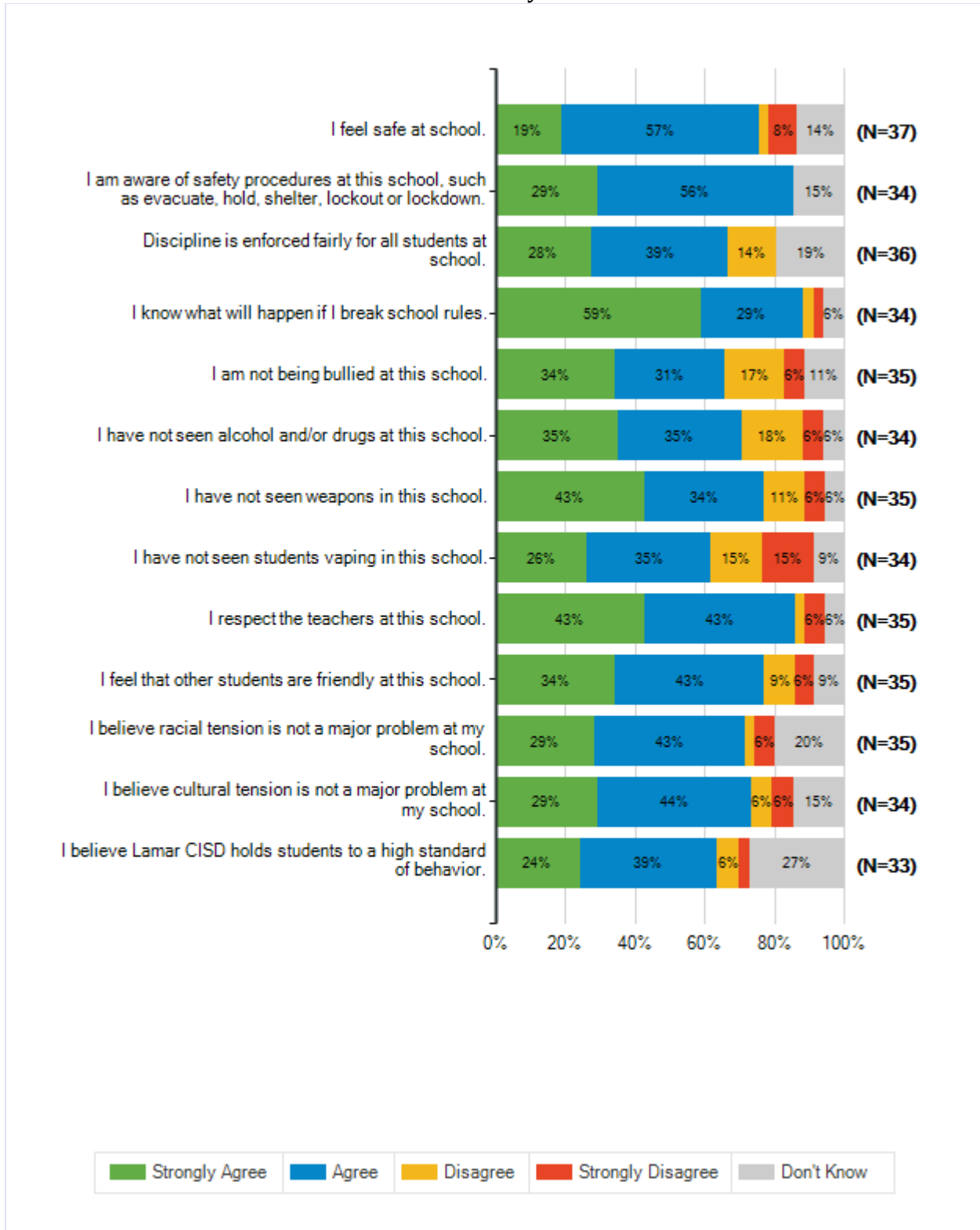
| How strongly do you agree or disagree with each of the following statements? | | | | | | | |
|--|---|----------------|-----------|----------|-------------------|------------|-----------------|
| | | Strongly Agree | Agree | Disagree | Strongly Disagree | Don't Know | Total Responses |
| (a) | My parents/guardians ask me about my day at school. | 14 37% | 19 50% | 3 8% | 2 5% | 0 0% | 38 |
| (b) | My parents/guardians participate in school activities with me. | 9 24% | 17 46% | 6 16% | 1 3% | 4 11% | 37 |
| (c) | My parents/guardians communicate with my teachers about how I am doing in school. | 16 44% | 11 31% | 4 11% | 0 0% | 5 14% | 36 |
| (d) | My parents/guardians or other family members help me with my homework if I ask. | 15 42% | 18 50% | 2 6% | 0 0% | 1 3% | 36 |



Lamar Consolidated ISD
22-23 Climate Survey for Students

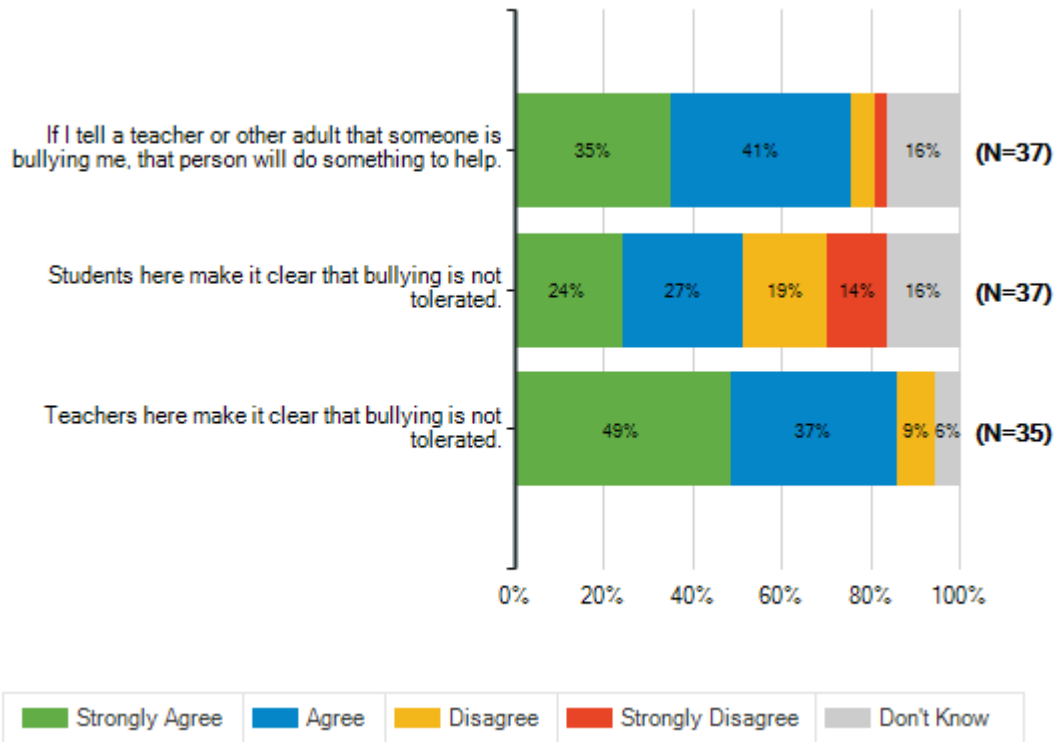
| | | | | | | | |
|--|---|----------------|-------|----------|-------------------|------------|-----------------|
| How strongly do you agree or disagree with each of the following statements? | | | | | | | |
| | | Strongly Agree | Agree | Disagree | Strongly Disagree | Don't Know | Total Responses |
| (a) | I feel safe at school. | 7 | 21 | 1 | 3 | 5 | 37 |
| | | 19% | 57% | 3% | 8% | 14% | |
| (b) | I am aware of safety procedures at this school, such as evacuate, hold, shelter, lockout or lockdown. | 10 | 19 | 0 | 0 | 5 | 34 |
| | | 29% | 56% | 0% | 0% | 15% | |
| (c) | Discipline is enforced fairly for all students at school. | 10 | 14 | 5 | 0 | 7 | 36 |
| | | 28% | 39% | 14% | 0% | 19% | |
| (d) | I know what will happen if I break school rules. | 20 | 10 | 1 | 1 | 2 | 34 |
| | | 59% | 29% | 3% | 3% | 6% | |
| (e) | I am not being bullied at this school. | 12 | 11 | 6 | 2 | 4 | 35 |
| | | 34% | 31% | 17% | 6% | 11% | |
| (f) | I have not seen alcohol and/or drugs at this school. | 12 | 12 | 6 | 2 | 2 | 34 |
| | | 35% | 35% | 18% | 6% | 6% | |
| (g) | I have not seen weapons in this school. | 15 | 12 | 4 | 2 | 2 | 35 |
| | | 43% | 34% | 11% | 6% | 6% | |
| (h) | I have not seen students vaping in this school. | 9 | 12 | 5 | 5 | 3 | 34 |
| | | 26% | 35% | 15% | 15% | 9% | |
| (i) | I respect the teachers at this school. | 15 | 15 | 1 | 2 | 2 | 35 |
| | | 43% | 43% | 3% | 6% | 6% | |
| (j) | I feel that other students are friendly at this school. | 12 | 15 | 3 | 2 | 3 | 35 |
| | | 34% | 43% | 9% | 6% | 9% | |
| (k) | I believe racial tension is not a major problem at my school. | 10 | 15 | 1 | 2 | 7 | 35 |
| | | 29% | 43% | 3% | 6% | 20% | |
| (l) | I believe cultural tension is not a major problem at my school. | 10 | 15 | 2 | 2 | 5 | 34 |
| | | 29% | 44% | 6% | 6% | 15% | |
| (m) | I believe Lamar CISD holds students to a high standard of behavior. | 8 | 13 | 2 | 1 | 9 | 33 |
| | | 24% | 39% | 6% | 3% | 27% | |

Lamar Consolidated ISD
22-23 Climate Survey for Students

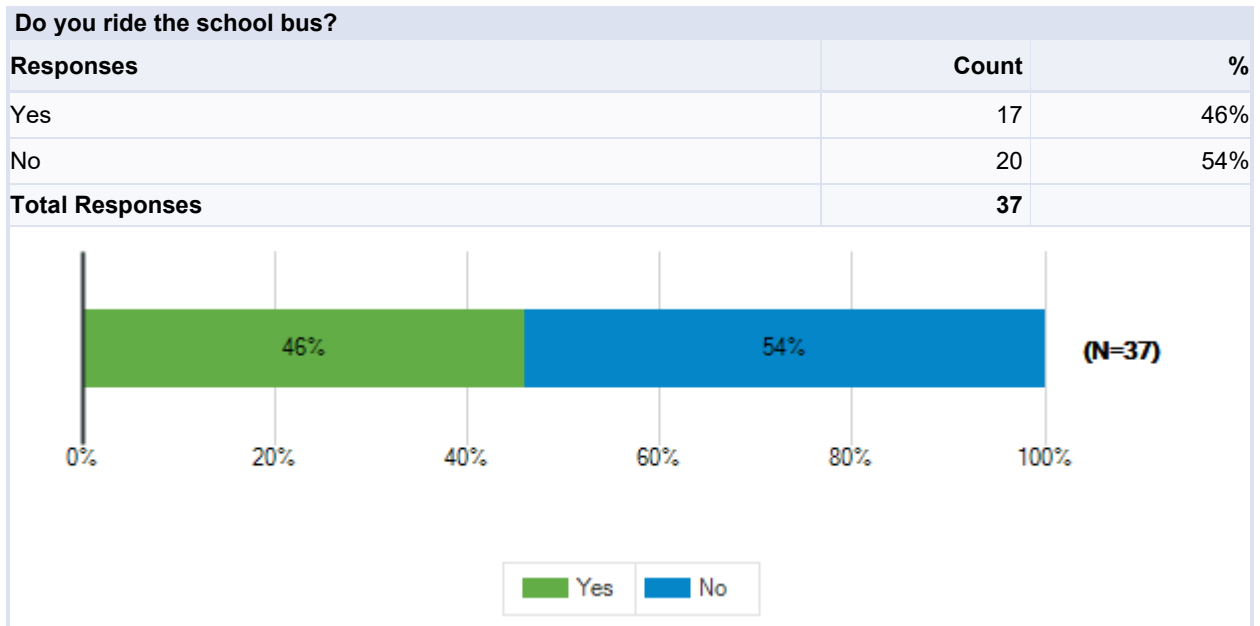


Lamar Consolidated ISD
22-23 Climate Survey for Students

| How strongly do you agree or disagree with each of the following statements? | | | | | | | |
|--|--|----------------|-----------|----------|-------------------|------------|-----------------|
| Bullying | | | | | | | |
| | | Strongly Agree | Agree | Disagree | Strongly Disagree | Don't Know | Total Responses |
| (a) | If I tell a teacher or other adult that someone is bullying me, that person will do something to help. | 13 35% | 15 41% | 2 5% | 1 3% | 6 16% | 37 |
| (b) | Students here make it clear that bullying is not tolerated. | 9 24% | 10 27% | 7 19% | 5 14% | 6 16% | 37 |
| (c) | Teachers here make it clear that bullying is not tolerated. | 17 49% | 13 37% | 3 9% | 0 0% | 2 6% | 35 |

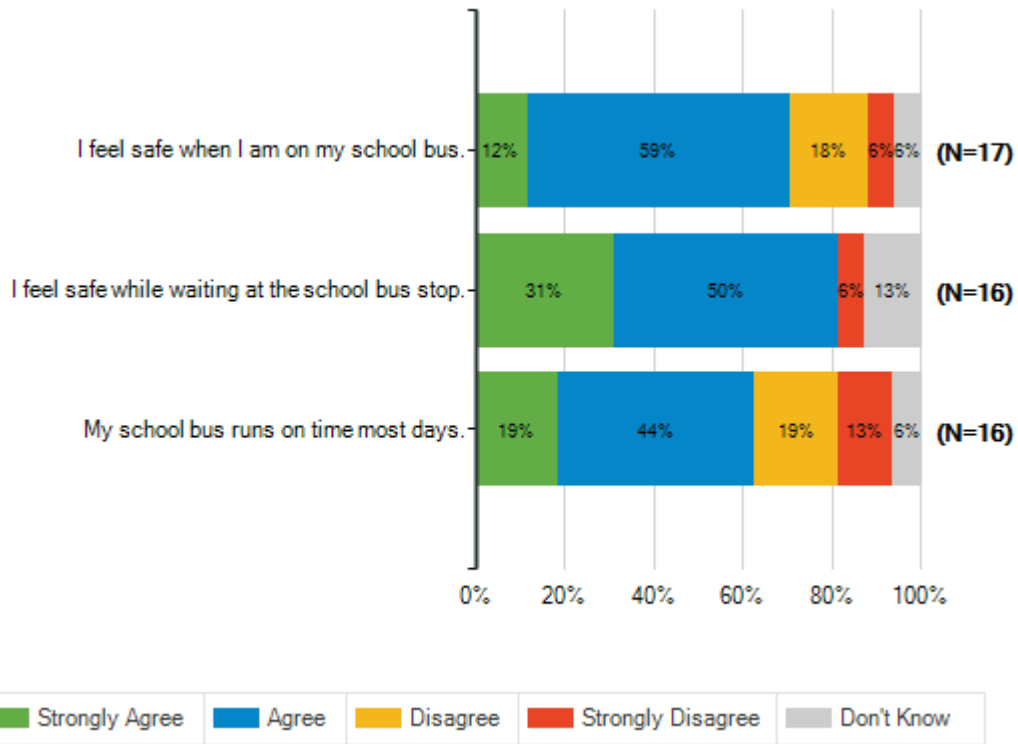


Lamar Consolidated ISD
22-23 Climate Survey for Students



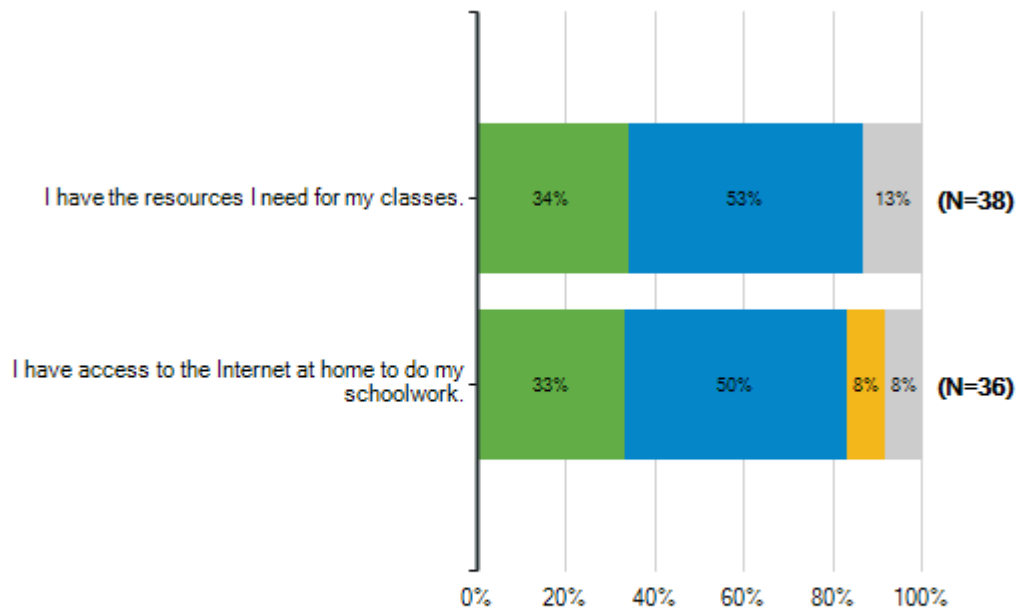
Lamar Consolidated ISD
22-23 Climate Survey for Students

| How strongly do you agree or disagree with each of the following statements? | | | | | | | |
|--|---|----------------|-------|----------|-------------------|------------|-----------------|
| | | Strongly Agree | Agree | Disagree | Strongly Disagree | Don't Know | Total Responses |
| (a) | I feel safe when I am on my school bus. | 2 | 10 | 3 | 1 | 1 | 17 |
| | | 12% | 59% | 18% | 6% | 6% | |
| (b) | I feel safe while waiting at the school bus stop. | 5 | 8 | 0 | 1 | 2 | 16 |
| | | 31% | 50% | 0% | 6% | 13% | |
| (c) | My school bus runs on time most days. | 3 | 7 | 3 | 2 | 1 | 16 |
| | | 19% | 44% | 19% | 13% | 6% | |



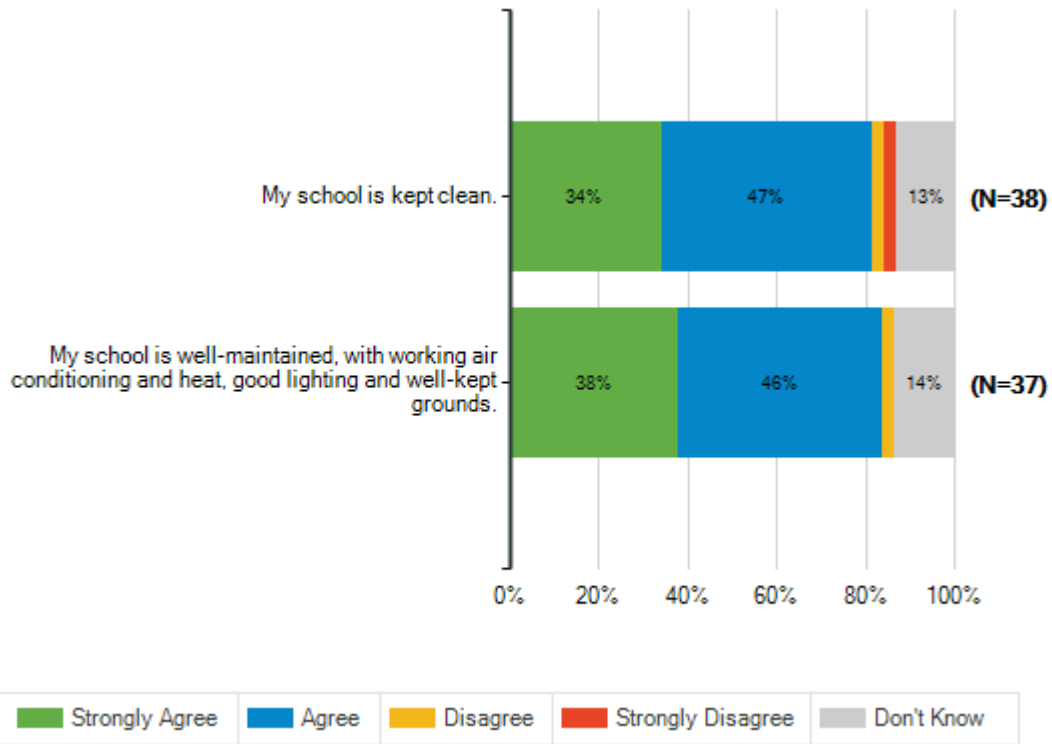
Lamar Consolidated ISD
22-23 Climate Survey for Students

| How strongly do you agree or disagree with each of the following statements? | | | | | | | |
|--|--|----------------|-------|----------|-------------------|------------|-----------------|
| | | Strongly Agree | Agree | Disagree | Strongly Disagree | Don't Know | Total Responses |
| (a) | I have the resources I need for my classes. | 13 | 20 | 0 | 0 | 5 | 38 |
| | | 34% | 53% | 0% | 0% | 13% | |
| (b) | I have access to the Internet at home to do my schoolwork. | 12 | 18 | 3 | 0 | 3 | 36 |
| | | 33% | 50% | 8% | 0% | 8% | |



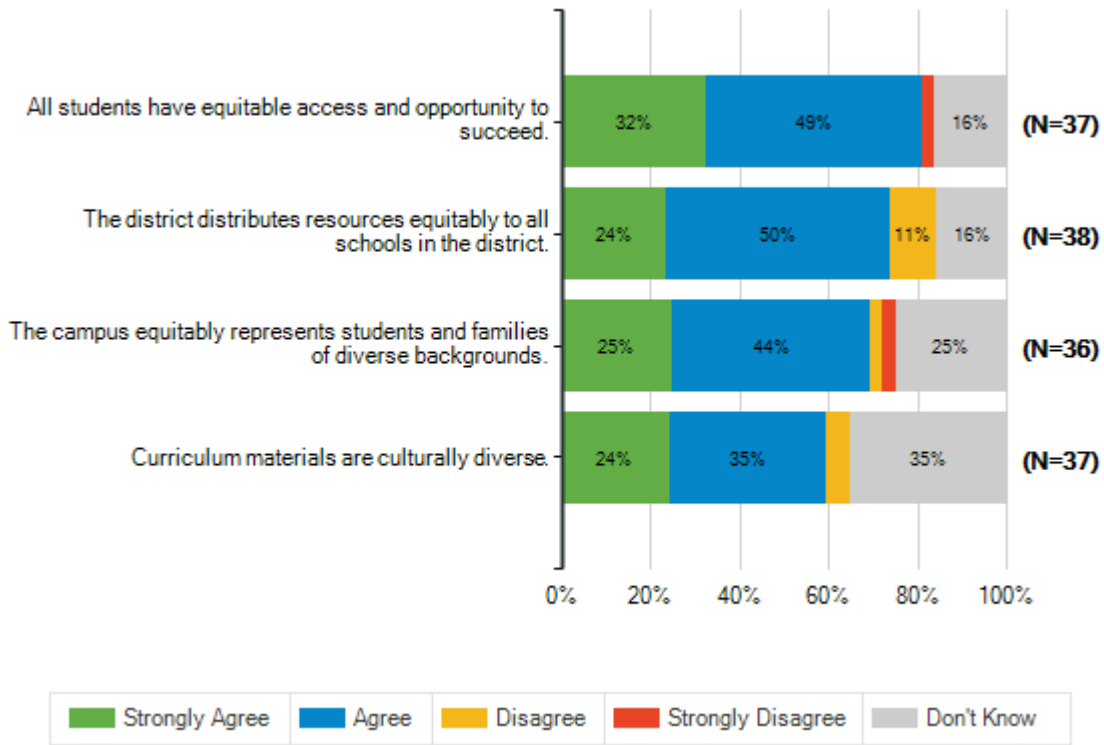
Lamar Consolidated ISD
22-23 Climate Survey for Students

| How strongly do you agree or disagree with each of the following statements? | | | | | | | |
|--|--|----------------|-------|----------|-------------------|------------|-----------------|
| | | Strongly Agree | Agree | Disagree | Strongly Disagree | Don't Know | Total Responses |
| (a) | My school is kept clean. | 13 | 18 | 1 | 1 | 5 | 38 |
| | | 34% | 47% | 3% | 3% | 13% | |
| (b) | My school is well-maintained, with working air conditioning and heat, good lighting and well-kept grounds. | 14 | 17 | 1 | 0 | 5 | 37 |
| | | 38% | 46% | 3% | 0% | 14% | |



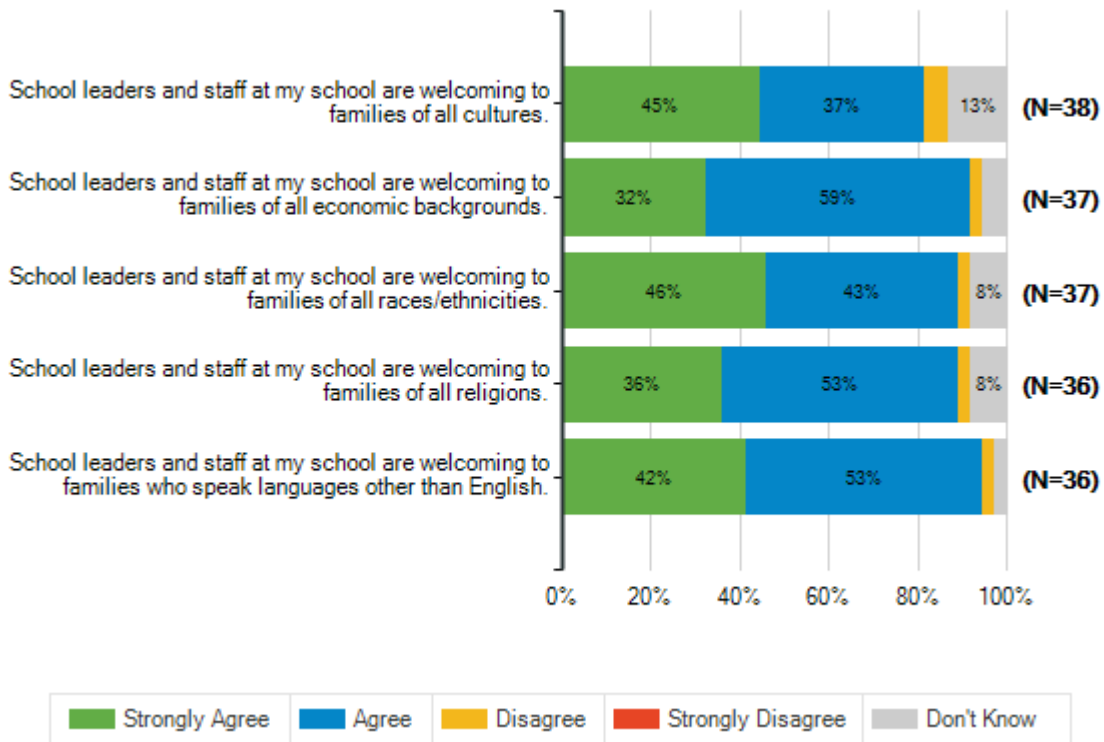
Lamar Consolidated ISD
22-23 Climate Survey for Students

| Overall Perceptions of Equity | | | | | | | |
|---|---|----------------|-------|----------|-------------------|------------|-----------------|
| Thinking about Lamar CISD, how strongly do you agree or disagree with each of the following statements? | | | | | | | |
| | | Strongly Agree | Agree | Disagree | Strongly Disagree | Don't Know | Total Responses |
| (a) | All students have equitable access and opportunity to succeed. | 12 | 18 | 0 | 1 | 6 | 37 |
| | | 32% | 49% | 0% | 3% | 16% | |
| (b) | The district distributes resources equitably to all schools in the district. | 9 | 19 | 4 | 0 | 6 | 38 |
| | | 24% | 50% | 11% | 0% | 16% | |
| (c) | The campus equitably represents students and families of diverse backgrounds. | 9 | 16 | 1 | 1 | 9 | 36 |
| | | 25% | 44% | 3% | 3% | 25% | |
| (d) | Curriculum materials are culturally diverse. | 9 | 13 | 2 | 0 | 13 | 37 |
| | | 24% | 35% | 5% | 0% | 35% | |



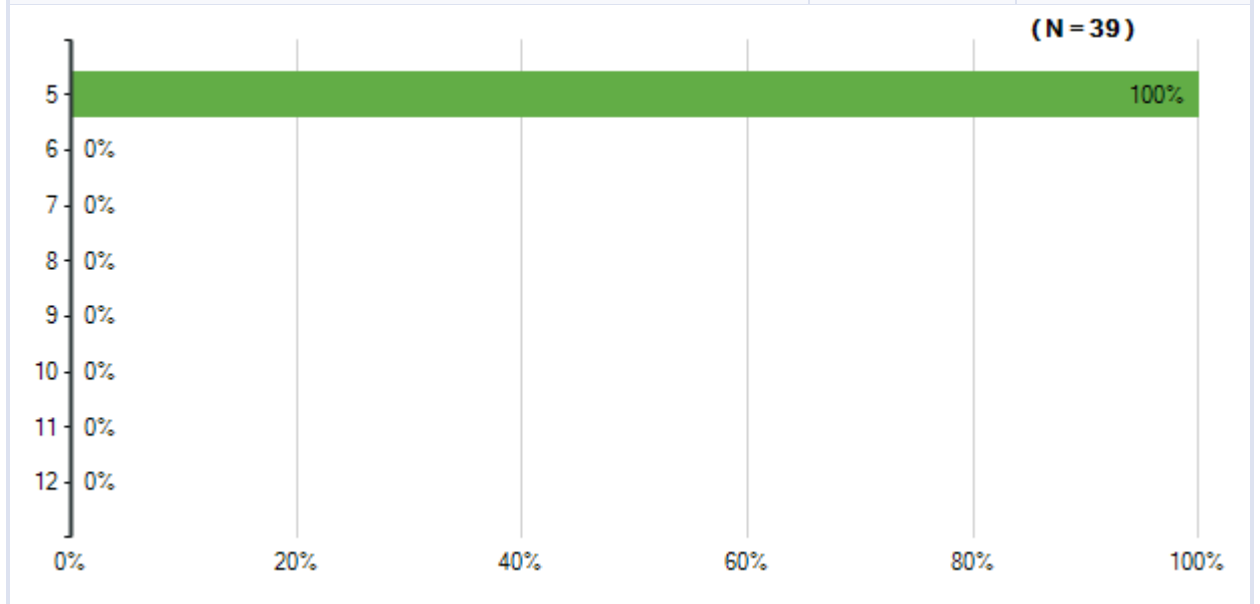
Lamar Consolidated ISD
22-23 Climate Survey for Students

| Culture and Climate | | | | | | | |
|--|---|----------------|-------|----------|-------------------|------------|-----------------|
| Thinking about your school, how strongly do you agree or disagree with each of the following statements? | | | | | | | |
| | | Strongly Agree | Agree | Disagree | Strongly Disagree | Don't Know | Total Responses |
| (a) | School leaders and staff at my school are welcoming to families of all cultures. | 17 | 14 | 2 | 0 | 5 | 38 |
| | | 45% | 37% | 5% | 0% | 13% | |
| (b) | School leaders and staff at my school are welcoming to families of all economic backgrounds. | 12 | 22 | 1 | 0 | 2 | 37 |
| | | 32% | 59% | 3% | 0% | 5% | |
| (c) | School leaders and staff at my school are welcoming to families of all races/ethnicities. | 17 | 16 | 1 | 0 | 3 | 37 |
| | | 46% | 43% | 3% | 0% | 8% | |
| (d) | School leaders and staff at my school are welcoming to families of all religions. | 13 | 19 | 1 | 0 | 3 | 36 |
| | | 36% | 53% | 3% | 0% | 8% | |
| (e) | School leaders and staff at my school are welcoming to families who speak languages other than English. | 15 | 19 | 1 | 0 | 1 | 36 |
| | | 42% | 53% | 3% | 0% | 3% | |

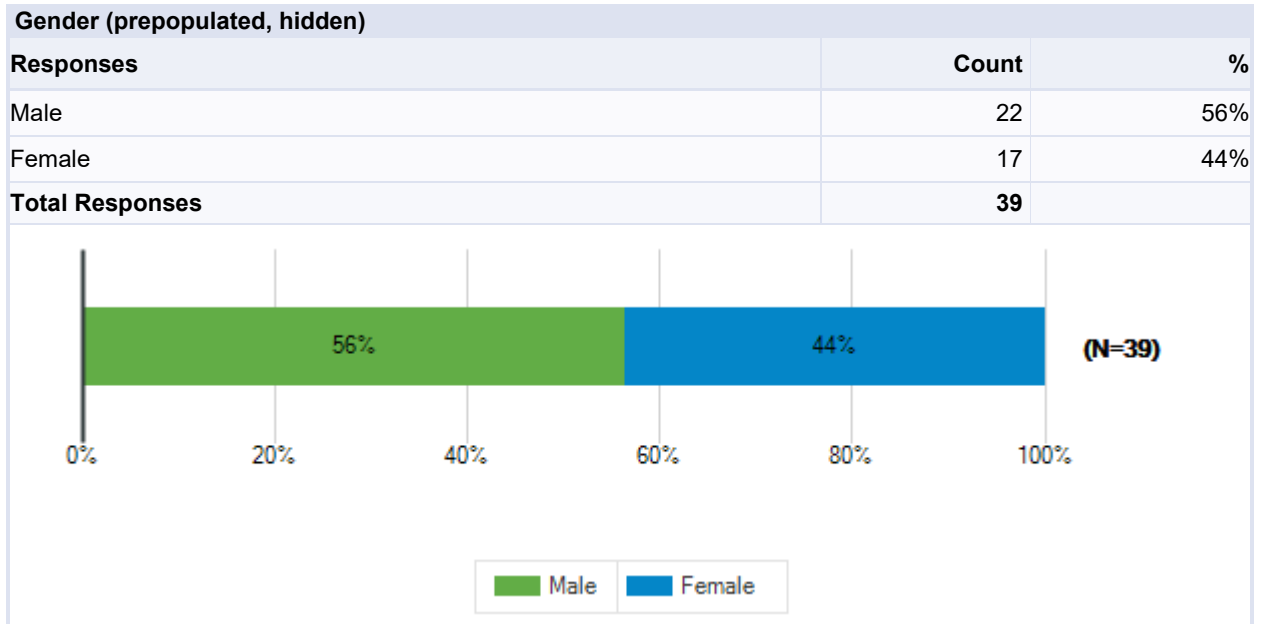


Lamar Consolidated ISD
22-23 Climate Survey for Students

| Grade Level (prepopulated, hidden) | | |
|------------------------------------|-----------|------|
| Responses | Count | % |
| 5 | 39 | 100% |
| 6 | 0 | 0% |
| 7 | 0 | 0% |
| 8 | 0 | 0% |
| 9 | 0 | 0% |
| 10 | 0 | 0% |
| 11 | 0 | 0% |
| 12 | 0 | 0% |
| Total Responses | 39 | |

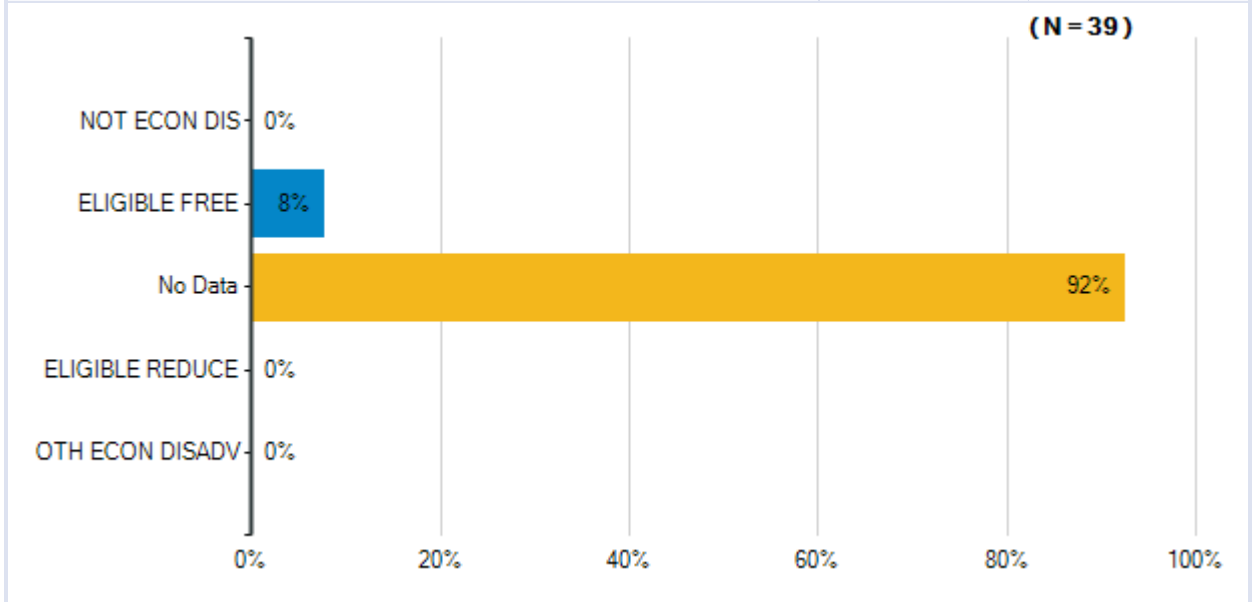


Lamar Consolidated ISD
22-23 Climate Survey for Students



Lamar Consolidated ISD
22-23 Climate Survey for Students

| Free or Reduced Price Meal Status (prepopulated, hidden) | | |
|--|-----------|-----|
| Responses | Count | % |
| NOT ECON DIS | 0 | 0% |
| ELIGIBLE FREE | 3 | 8% |
| No Data | 36 | 92% |
| ELIGIBLE REDUCE | 0 | 0% |
| OTH ECON DISADV | 0 | 0% |
| Total Responses | 39 | |



Lamar Consolidated ISD
22-23 Climate Survey for Students

| Language Spoken at Home(prepopulated, hidden) | | |
|---|-------|-----|
| Responses | Count | % |
| AFRIKAANS | 0 | 0% |
| AKAN | 0 | 0% |
| ALBANIAN, TOSK | 0 | 0% |
| AMHARIC | 0 | 0% |
| ARABIC | 0 | 0% |
| BALINESE | 0 | 0% |
| BENGALI | 0 | 0% |
| BOSNIAN | 0 | 0% |
| BURMESE | 0 | 0% |
| CAMBODIAN | 0 | 0% |
| CANTONESE | 0 | 0% |
| CEBUANO | 0 | 0% |
| CHAOCHOW/TEOCHIU | 0 | 0% |
| CHINESE | 0 | 0% |
| CROATIAN | 0 | 0% |
| CROW | 0 | 0% |
| CZECH | 0 | 0% |
| EFIK | 0 | 0% |
| ENGLISH | 31 | 79% |
| ESKIMO | 0 | 0% |
| ESTONIAN | 0 | 0% |
| ETHIOPIC | 0 | 0% |
| EWE | 0 | 0% |
| FARSI | 0 | 0% |
| FINNISH | 0 | 0% |
| FRENCH | 0 | 0% |
| FUKIEN/HOKKIEN | 0 | 0% |
| GERMAN | 0 | 0% |
| GUJARATI | 0 | 0% |
| HAINANESE | 0 | 0% |
| HAITIAN-CREOLE | 0 | 0% |
| HAKKA | 0 | 0% |
| HAUSA | 0 | 0% |
| HEBREW | 0 | 0% |
| HINDI | 0 | 0% |
| HUNGARIAN | 0 | 0% |
| IBO/IGBO | 0 | 0% |
| ILONGGO | 0 | 0% |

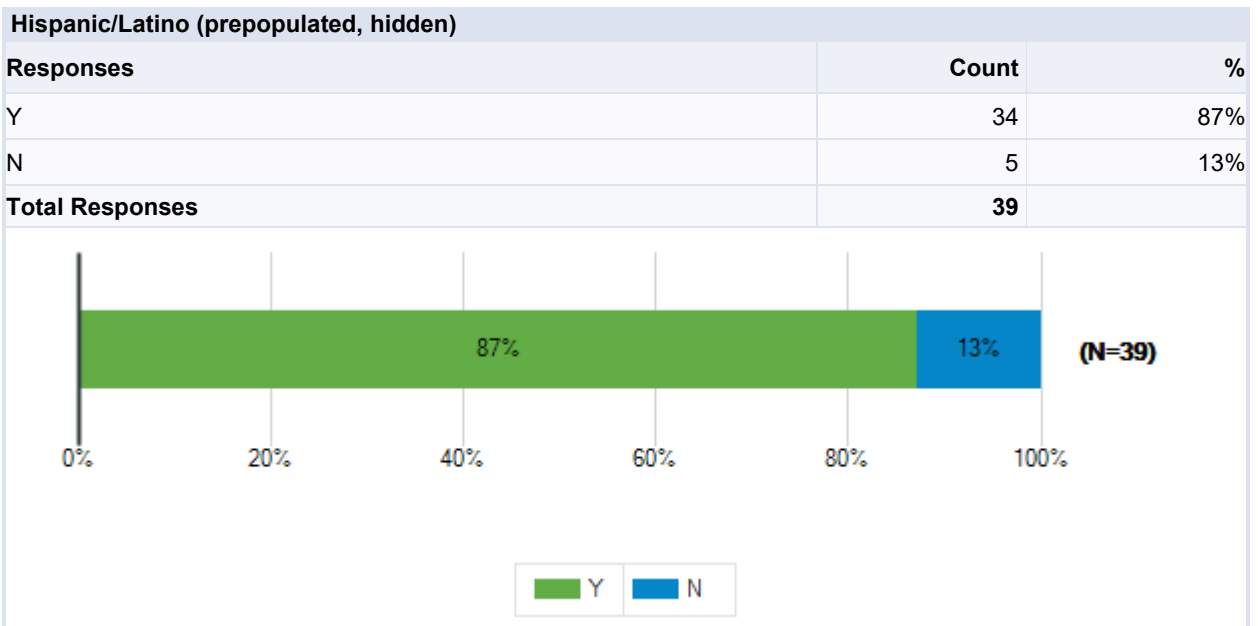
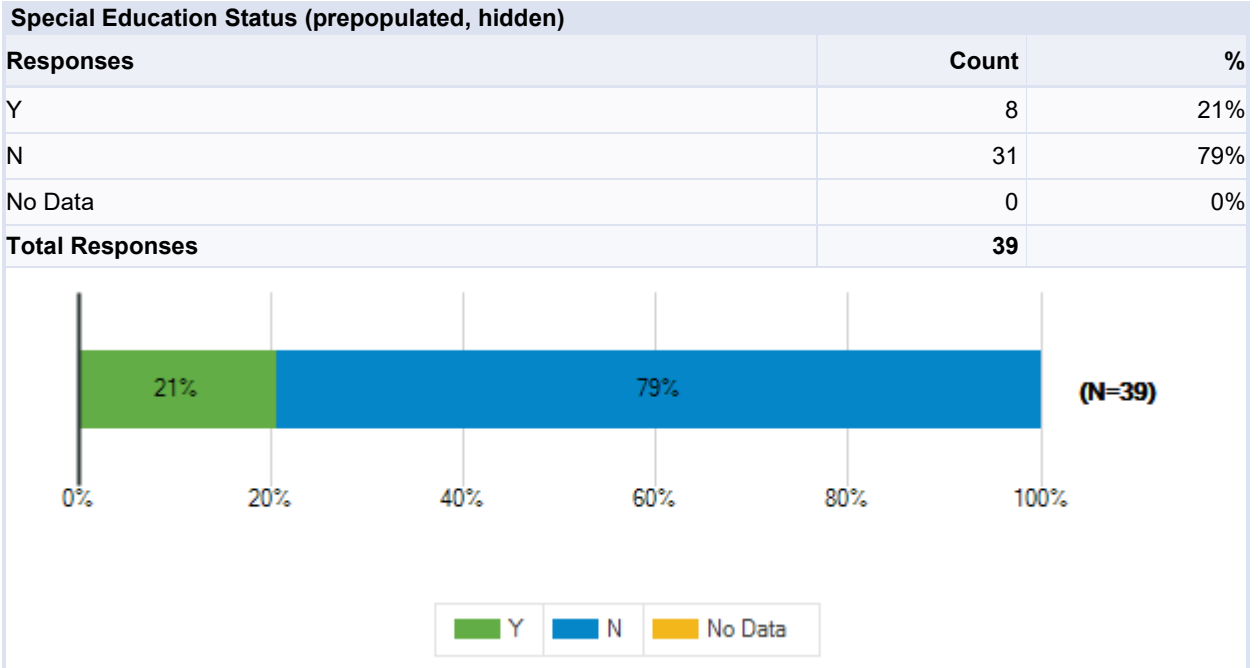
Lamar Consolidated ISD
22-23 Climate Survey for Students

| | | |
|---------------------------|---|-----|
| INDONESIAN | 0 | 0% |
| ITALIAN | 0 | 0% |
| JAPANESE | 0 | 0% |
| KACHE | 0 | 0% |
| KONKANI | 0 | 0% |
| KOREAN | 0 | 0% |
| KRIO | 0 | 0% |
| KURDISH | 0 | 0% |
| LAOTIAN | 0 | 0% |
| LINGALA | 0 | 0% |
| LITHUANIAN | 0 | 0% |
| LUGANDA | 0 | 0% |
| MALAY | 0 | 0% |
| MALAYALAM | 0 | 0% |
| MANDARIN | 0 | 0% |
| MANDE | 0 | 0% |
| MARATHI | 0 | 0% |
| NATIVE AMERICAN LANGUAGES | 0 | 0% |
| NEPALI | 0 | 0% |
| NORWEGIAN | 0 | 0% |
| No Data | 0 | 0% |
| ORIYA | 0 | 0% |
| OTHER LANGUAGES | 0 | 0% |
| PANJABI | 0 | 0% |
| PASHTO | 0 | 0% |
| PILIPINO | 0 | 0% |
| POLISH | 0 | 0% |
| PORTUGUESE | 0 | 0% |
| RUSSIAN | 0 | 0% |
| SAMOAN | 0 | 0% |
| SERBIAN | 0 | 0% |
| SHANGHAI | 0 | 0% |
| SHONA | 0 | 0% |
| SIKKIMESE | 0 | 0% |
| SINDHI | 0 | 0% |
| SINHALESE | 0 | 0% |
| SOMALI | 0 | 0% |
| SOTHO | 0 | 0% |
| SPANISH | 8 | 21% |
| SWAHILI | 0 | 0% |
| SWEDISH | 0 | 0% |

Lamar Consolidated ISD
22-23 Climate Survey for Students

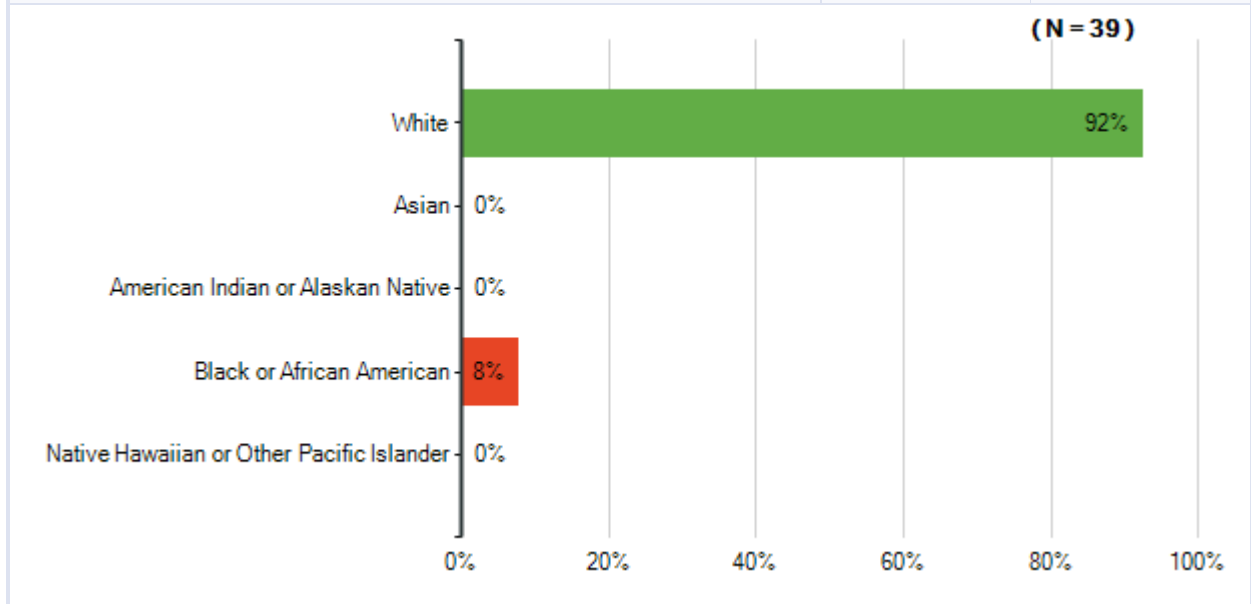
| | | |
|----------------------------|-----------|----|
| TAIWANESE/FORMOSAN/MIN NAN | 0 | 0% |
| TAMIL | 0 | 0% |
| TELUGU | 0 | 0% |
| THAI | 0 | 0% |
| TIBETAN | 0 | 0% |
| TIGRINYA | 0 | 0% |
| TIWA | 0 | 0% |
| TURKISH | 0 | 0% |
| UKRAINIAN | 0 | 0% |
| URDU | 0 | 0% |
| VIETNAMESE | 0 | 0% |
| YORUBA | 0 | 0% |
| Total Responses | 39 | |

Lamar Consolidated ISD
22-23 Climate Survey for Students



Lamar Consolidated ISD
22-23 Climate Survey for Students

| Race/Ethnicity (prepopulated, hidden) | | |
|---|-----------|-----|
| Responses | Count | % |
| White | 36 | 92% |
| Asian | 0 | 0% |
| American Indian or Alaskan Native | 0 | 0% |
| Black or African American | 3 | 8% |
| Native Hawaiian or Other Pacific Islander | 0 | 0% |
| Total Responses | 39 | |



Lamar Consolidated ISD
22-23 Climate Survey for Students

